

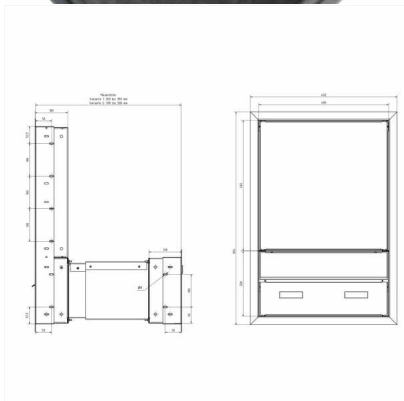
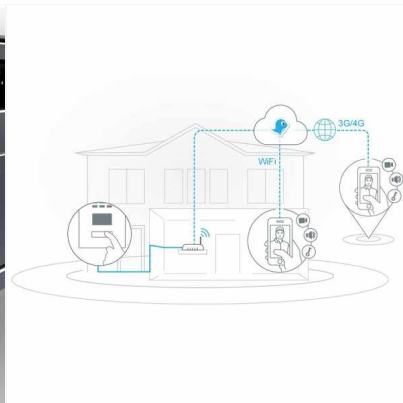



Order number: 215-MDW-1-SP-DB-390

Manufacturer: Briefkasten Manufaktur Lippe

ab **€1,842.00 ***

incl. VAT [plus shipping costs](#) (exclusive of VAT for logged-in users with VAT ID and Non-EU countries)



GOETHE MDW design flush-mounted letterbox - RAL of your choice - DoorBird Video intercom system

The modern GOETHE wall letterbox with a seamlessly integrated DoorBird IP video door station D2100E or D1100E in a flush-mounted design. The DoorBird IP video door station D2100E or D1100E is the smart solution for your entrance door. The IP video door station can be operated as a stand-alone unit or integrated into an existing smart home platform. Existing, classic installations such as a door chime or an electric door and gate opener can also continue to be used with DoorBird and controlled via the app.

Thanks to the variable shaft length of between 300mm and 390mm or 390mm and 560mm, this letterbox can be installed in almost all types of masonry.

The dimensions of the individual boxes allow a capacity of approx. 24-44 liters, the large insertion guarantees no crumpled mail even with DIN C4 envelopes and magazines or after several days of absence. Thanks to the water drainage edge, the mail inside is optimally protected from the weather. The insertion flap is equipped with high-quality axle dampers, guaranteeing quiet closing and no annoying rattling due to weather influences.

The letterbox systems in the GOETHE collection are characterized by the consistent use of stainless steel. The result is a very long service life and sustainability. The design has been developed by our own engineers with a view to high flexibility and modularity, simple spare parts assembly and uncomplicated self-assembly. Spare parts for all GOETHE systems are available directly in our store.

Thanks to the design, self-assembly is uncomplicated.

Protected utility model according to DPMA file number DE: 20 2021 101 679.5

- High-quality pass-through letterbox made entirely of stainless steel.
- Shaft made of 1.4016 stainless steel (magnetic stainless steel), bright.
- Body made of stainless steel 1.4016 (non-rusting magnetic stainless steel), powder-coated in RAL of your choice.
- Quality production - Made in Germany by Briefkasten Manufaktur Lippe.
- The letterbox complies with DIN/EN 13724. Insertion size (3.5 cm x 36.0 cm) for C4 landscape, even large letters fit in here without creasing.
- Letter slot & removal door made of stainless steel V2A 1.4301, powder-coated in RAL of your choice.
- Letters are inserted and removed from the front. Insertion flap with high-quality axle dampers for very quiet mail insertion.
- Removal door opens from top to bottom. This prevents the mail from falling towards you.
- Functional box (BH 400x200mm) made of stainless steel 1.4016 (non-rusting magnetic stainless steel), powder-coated in RAL of your choice.
- Optionally with house number and name inscription, lasered.
- Incl. DoorBird IP video door station D2100E or D1100E installed.
- Plaster cover frame made of stainless steel angle profile 25 x 58 mm, powder-coated in RAL color.
- Variable shaft length 300-390mm or 390-560mm. External dimensions of letter slot W 380 mm x H 180 mm.
- External dimensions front W 450mm x H 650mm; rear W 450mm x H 250mm.

Important information

Camera or intercom preparation

The intercom systems must be connected by an electrician. Please contact your trusted electrician for planning, fitting and installation.

Water protection

To achieve optimum water protection for your mail, the letterbox or letterbox system should be located under a canopy if possible.

The mail is only protected from water if it is fully inserted in the box and the flap is closed. Mail that is not fully inserted allows moisture and dirt to enter the letterbox.

This system is protected against the ingress of water in accordance with DIN EN 13724. Water ingress is not a reason for complaint.

Abmessungen & Details

Number of parties:	1
Item withdrawal:	Back
Base material:	Stainless steel
Connection technology:	WLAN, LAN
Height single box in cm:	BK 20.0 FK 40.0
Width single box in cm:	40,0
Volume single box in liters:	24,0 - 32,0 32,0 - 44,0
Height letter slot in cm:	3,5
Width letter slot in cm:	36,0
Overall height in cm:	recommended 150.0 - 170.0
Total width in cm:	45,0
Depth in cm:	BK 30,0 - 39,0 BK 39,0 - 56,0 FK 10,0
Weight in kg:	24,0
Delivery condition:	Delivery is partially disassembled
Shipping information:	Depending on the order volume, delivery is made by parcel shipment or bulky goods shipment. Partial deliveries are possible for products that can be disassembled (e.g., for floor-standing mailboxes, the stand & box can be shipped separately).