

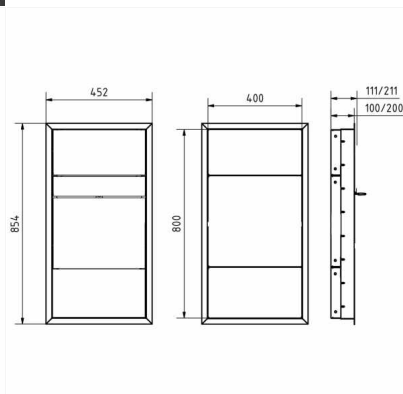


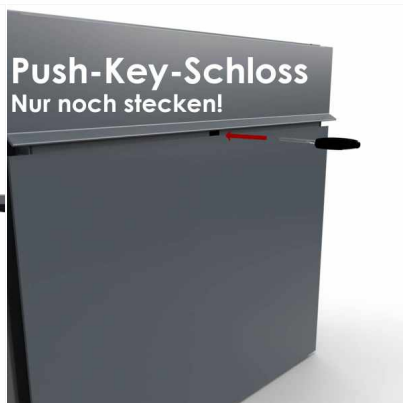


**Order number:** 215-UP-1-SP-ZF-KSCSWIFI-1

**Manufacturer:** Briefkasten Manufaktur Lippe

ab **€1,412.00 \***

incl. VAT [plus shipping costs](#) (exclusive of VAT for logged-in users  
with VAT ID and Non-EU countries)



## Design flush-mounted mailbox GOETHE UP - RAL of your choice - COMELIT Switch - VIDEO Complete kit Wifi

High-quality manufactured flush-mounted mailbox with newspaper compartment and video intercom in flush design. The modern mailbox GOETHE is ideal for the sophisticated entrance area. The linear design without a visible lock makes this mailbox look particularly elegant. Integrated Comelit VIDEO Complete kit Wifi. The Comelit video intercom is an innovative solution with features such as face recognition, voice commands and operation via app with your smartphone. Completely pre-programmed for easy installation - connect 2 wires and DONE! The dimensions of the individual box allows a capacity of approximately 16 or 32 liters, the large insertion guarantees no crumpled mail even with DIN C4 envelopes and magazines or after several days of absence. The innovative push-key lock is hidden invisibly inside the mailbox. The key is simply inserted into the existing opening (no turning required) and the door opens. With the arrangement of the lock, this mailbox is designed so that the removal door prevents mail from falling towards you. Due to the water drainage edge, the mail inside is optimally protected from the weather. The insertion flap is equipped with high-quality axle dampers, so quiet closing is guaranteed and there is no annoying rattling due to weather conditions.

The letterboxes of the GOETHE collection are characterized by the consistent use of stainless steel. The result is a very high durability and sustainability. The design has been developed by our own engineers with a view to high flexibility or modularity, easy spare parts assembly and uncomplicated self-assembly. Spare parts for all GOETHE systems are directly available in our store.

Thanks to the design, self-assembly is uncomplicated.

### Protected utility model according to DPMA file number DE: 20 2021 101 679.5

- Flush-mounted mailbox completely made of stainless steel.
- Quality production - Made in Germany by Briefkasten Manufaktur Lippe.
- Letterbox (BH 400x400mm) made of stainless steel 1.4016 (non-rusting magnetic stainless steel), powder coated in RAL of your choice.
- Innovative push-key lock with 2 keys.
- Letter insertion and removal from the front. Insertion flap with high-quality axle dampers for very quiet insertion of mail.
- The mailbox complies with DIN/EN 13724. Insertion size (3.5 cm x 36.0 cm) for C4 landscape, here fit even large letters without bending.
- Removal door can be opened from top to bottom. So the mail can not fall against you.
- Newspaper compartment (BH 400x200mm) made of stainless steel 1.4016 (non-rusting magnetic stainless steel), powder-coated in RAL of your choice with stainless steel laser inscription "NEWSPAPER (will be engraved in your desired language)" (font ARIAL, if name/house number, then equal to your chosen font).
- Newspaper box can be opened from bottom to top.
- Function box (BH 400x200mm) made of stainless steel 1.4016 (non-rusting magnetic stainless steel), powder coated in RAL of your choice.
- 8-12V DC short-stroke bell pushbutton with LED ring illumination white.
- Optionally with name inscription approx. 10-20mm high.
- Optionally with house number inscription approx. 60-80mm high.
- Optimal rain protection due to rain protection edges.
- Plaster cover frame made of stainless steel angle profile 25 x 58 mm, powder coated in RAL color.

### Important information

#### Camera or intercom preparation

**Intercom systems must be connected by an electrician. Contact your trusted electrician for planning, mounting and installation.**

#### Water protection

In order to achieve optimum water protection for your mail, the mailbox or mailbox system should, if possible, be located under a canopy. Mail is only protected from water when it is completely inserted in the box and the insertion flap is closed. Mail that is not completely inserted allows moisture and dirt to enter the mailbox. This system is protected against water ingress in accordance with DIN EN 13724. Water ingress is not a reason for complaint.

### Abmessungen & Details

|                                |  |
|--------------------------------|--|
| Number of parties:             | 1  |
| Item withdrawal:               | Front  |
| Base material:                 | Stainless steel  |
| Connection technology:         | 2-wire bus technology  |
| Height single box in cm:       | BK 40.0   ZF 20.0   FK 20.0  |
| Width single box in cm:        | 40,0   |
| Volume single box in liters:   | BK 16.0 - 32.0   ZF 8.0 - 16.0   |
| Height letter slot in cm:      | 3,5  |
| Width letter slot in cm:       | 36,0   |
| Height letterbox system in cm: | Outer dimension 85.2   Installation dimension 80.5   |
| Width letterbox system in cm:  | Outer dimension 45.0   Installation dimension 40.3   |
| Overall height in cm:          | recommended 140.0 - 160.0  |
| Total width in cm:             | 40,8   |
| Depth in cm:                   | 10.0   Installation dimension 10.35   20.0   Installation dimension 20.35  |
| Weight in kg:                  | 17,0   |
| Delivery condition:            | Delivery is assembled  |
| Shipping information:          | Depending on the order volume, delivery is made by parcel shipment or bulky goods shipment. Partial deliveries are possible for products that can be disassembled (e.g., for floor-standing mailboxes, the stand & box can be shipped separately). |