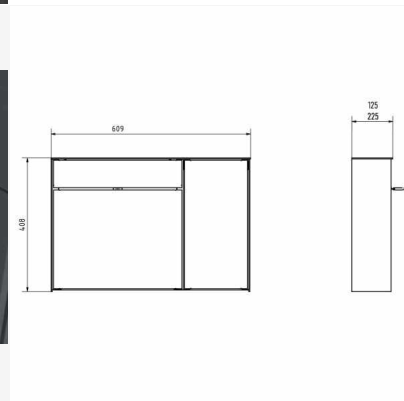





**Order number:** 215-AP-1-SPS-KSCSWIFI-R-1

**Manufacturer:** Briefkasten Manufaktur Lippe

ab **€1,262.00 \***

incl. VAT [plus shipping costs](#) (exclusive of VAT for logged-in users  
with VAT ID and Non-EU countries)



## Design surface mailbox GOETHE AP - RAL at choice - COMELIT Switch lateral - VIDEO Complete kit

High-quality manufactured surface-mounted mailbox with bell intercom box on the side in flush design. The modern mailbox GOETHE is ideal for the sophisticated entrance area. The linear design without visible lock makes this mailbox look particularly elegant. Integrated Comelit VIDEO Complete kit Wifi. The Comelit video intercom is an innovative solution with features such as face recognition, voice commands and operation via app with your smartphone. Completely pre-programmed for easy installation - connect 2 wires and DONE! Optionally with gateway without home station or with WiFi home station.

The dimensions of the individual box allows a capacity of approx. 16 or 32 liters, the large insertion guarantees no crumpled mail even with DIN C4 envelopes and magazines or after several days of absence. The innovative push-key lock is hidden invisibly inside the mailbox. The key is simply inserted into the existing opening (no turning required) and the door opens. With the arrangement of the lock, this mailbox is designed so that the removal door prevents mail from falling towards you. Due to the water drainage edge, the mail inside is optimally protected from the weather. The insertion flap is equipped with high-quality axle dampers, so quiet closing is guaranteed and there is no annoying rattling due to weather influences.

The surface-mounted letterboxes of the GOETHE collection are characterized by the consistent use of stainless steel and aluminum. The result is very high durability and sustainability. The design has been developed by our own engineers with regard to high flexibility or modularity, easy spare parts assembly and uncomplicated self-assembly. Spare parts for all GOETHE systems are directly available in our store.

Thanks to the design, self-assembly is uncomplicated.

### Protected utility model according to DPMA file number DE: 20 2021 101 679.5

- High-quality surface-mounted mailbox made of stainless steel and aluminum.
- Quality production - Made in Germany by Briefkasten Manufaktur Lippe.
- Mailbox (BH 400x400mm) made of stainless steel 1.4016 (non-rusting magnetic stainless steel), powder coated in RAL of your choice.
- Innovative push-key lock with 2 keys.
- Letter insertion and removal from the front. Insertion flap with high-quality axle dampers for very quiet insertion of mail.
- The mailbox complies with DIN/EN 13724. Insertion size (3.5 cm x 36.0 cm) for C4 landscape, here fit even large letters without bending.
- Removal door can be opened from top to bottom. So the mail can not fall against you.
- Function box (BH 200x400mm) made of stainless steel 1.4016 (non-rusting magnetic stainless steel), powder coated in RAL of your choice.
- 8-12V DC short-stroke bell pushbutton with LED ring illumination white.
- Optionally with name inscription approx. 10-20mm high.
- Optionally with house number inscription approx. 60-80mm high.
- Optimal rain protection through rain protection edges and a rain roof made of 3mm aluminum AlMg3 W19, powder coated in RAL of your choice.
- Side cladding made of 3mm aluminum AlMg3 W19, powder coated in RAL of your choice.
- Incl. mounting rail for wall mounting.

### Important information

#### Camera or intercom preparation

**The intercom systems must be connected by an electrician. Contact your trusted electrician for planning, mounting and installation.**

#### Water protection

To achieve optimum water protection for your mail, the mailbox or mailbox system should be located under a canopy if possible.

Mail is only protected from water when it is completely inserted in the box and the insertion flap is closed. Mail that is not completely inserted allows moisture and dirt to enter the mailbox. This system is protected against water ingress in accordance with DIN EN 13724. Water ingress is not a reason for complaint.

### Abmessungen & Details

Number of parties:	1
Item withdrawal:	Front
Base material:	Stainless steel, Aluminum
Connection technology:	2-wire bus technology
Height single box in cm:	40,0
Width single box in cm:	BK 40.0   FK 20.0
Volume single box in liters:	16,0   32,0
Height letter slot in cm:	3,5
Width letter slot in cm:	36,0
Height letterbox system in cm:	40,0
Width letterbox system in cm:	60,0
Overall height in cm:	recommended 140.0 - 160.0
Total width in cm:	60,9
Depth in cm:	10.0 + 2.5 Rain cover   20.0 + 2.5 Rain cover
Weight in kg:	20,0
Delivery condition:	Delivery is assembled
Shipping information:	Depending on the order volume, delivery is made by parcel shipment or bulky goods shipment. Partial deliveries are possible for products that can be disassembled (e.g., for floor-standing mailboxes, the stand & box can be shipped separately).