





**Order number:** 325BR-V-GI106

**Manufacturer:** Briefkasten Manufaktur Lippe

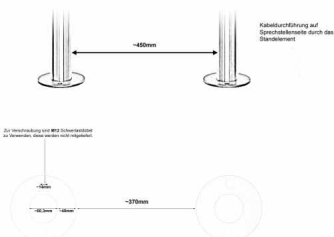
ab **€959.00 \***

incl. VAT [plus shipping costs](#) (exclusive of VAT for logged-in users  
with VAT ID and Non-EU countries)



Eingebaute Dämpfungselemente lassen die Einwurflappe langsam und leise schließen

Alle Angaben unter Vorbehalt von technischen Änderungen in mm. Maßtoleranzen möglich +/- 2mm.



#### Regendach "DESIGNER"

Für Aufputz-, Zaun- und Standbriefkästen der Kollektion Designer liegt ein Regendach bei. Dieses ist selbstklebend und nach erfolgreicher Montage oben auf dem Briefkasten aufzusetzen. Achten Sie dabei auf eine genaue Ausrichtung!



## Stainless steel fence mailbox freestanding designer model BIG - GIRA System 106 - 3-compartment prepared

High-quality manufactured free-standing letterbox with rear removal of the brand letterbox manufacture in extra large format. The Gira System 106 can be used seamlessly in the flush design. The preparation is intended for 3 pieces GIRA 106 system modules. The modules can be used flush with the surface thanks to the simple holding system (surface-mounted housing 5503910 required!). This is a real eye-catcher among the letterboxes. Clear lines and no-frills design characterize the designer mailbox with GIRA System 106. Our products have a high value, reliable functionality and their own identity. Made by Briefkasten Manufaktur.

- Stainless steel free-standing letterbox made of 2 mm stainless steel V2A, ground.
- Frontal mail removal door 240 mm x 300 mm, to open from top to bottom. Incl. 2 keys with key number.
- Mail slot from the front, dimensions of slot: W 32 cm x H 6.3 cm, C4 landscape. Very large letters fit in here without bending.
- **From now on with built-in damping elements, these let the insertion flap close slowly and quietly.**
- The columns are made of 60.3 mm stainless steel V2A 1.4301, ground. Invisible cable routing through the columns.
- **WITHOUT GIRA system components!**

### Important information

#### Camera or intercom preparation

**The intercom systems must be connected by an electrician. Contact your trusted electrician for planning, mounting and installation.**

#### Water protection

In order to achieve optimum water protection for your mail, the mailbox or mailbox system should be located under a canopy if possible. If you place this installation completely free, it is recommended to use a rain canopy. Close-fitting self-adhesive rain canopy enclosed.

Mail is protected from water only when it is completely inserted in the box and the insertion flap is closed. Mail that is not completely inserted allows moisture and dirt to enter the mailbox. Therefore, it is necessary to plan sufficiently sized mailboxes for the upcoming needs. In certain extreme weather conditions, water can still enter (according to DIN EN 13724 up to 1ccm). This is not a reason for complaint.

### Abmessungen & Details

|                              |  |
|------------------------------|--|
| Number of parties:           | 1  |
| Item withdrawal:             | Back   |
| Base material:               | Stainless steel  |
| Height single box in cm:     | 71,0   75,0  |
| Width single box in cm:      | 41,0   45,0  |
| Volume single box in liters: | 21,0   |
| Height letter slot in cm:    | 6,3  |
| Width letter slot in cm:     | 32,0   |
| Overall height in cm:        | 120,0   150,0  |
| Total width in cm:           | 57,0   |
| Depth in cm:                 | 10,0   |
| Weight in kg:                | 35,0   |
| Delivery condition:          | Delivery is made in blocks, stand elements / letterbox divided   |
| Shipping information:        | Depending on the order volume, delivery is made by parcel shipment or bulky goods shipment. Partial deliveries are possible for products that can be disassembled (e.g., for floor-standing mailboxes, the stand & box can be shipped separately). |