




**Order number:** 515-B-V-6GI106-UP100


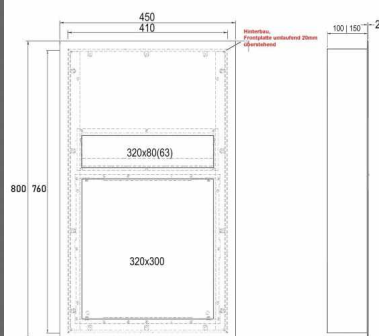
**Manufacturer:** Briefkasten Manufaktur Lippe

ab **€849.00 \***

incl. VAT [plus shipping costs](#) (exclusive of VAT for logged-in users with VAT ID and Non-EU countries)



Alle Angaben unter Vorbehalt von technischen Änderungen in mm. Maßtoleranzen möglich +/- 2mm.



## Stainless steel mailbox designer model BIG - GIRA System 106 - 6-compartment prepared

High-quality manufactured letterbox of the brand Briefkasten Manufaktur in extra large format. The Gira System 106 can be used seamlessly in the flush design. The preparation is intended for 6 pieces GIRA 106 system modules. The modules can be used flush with the surface thanks to the simple holding system (2x surface-mounted housing 5503910 required!).

This is a real eye-catcher among the letterboxes. Clear lines and no-frills design characterize the designer mailbox with GIRA System 106. Our products have a high value, reliable functionality and their own identity. Made by Briefkasten Manufaktur.

- Designer stainless steel flush-mounted mailbox made of 2 mm stainless steel V2A.
- Front mail removal door 320 mm x 300 mm, to open from top to bottom. Incl. 2 keys with key number.
- Mail slot from the front, dimensions slot: W 32 cm x H 6.3 cm, C4 landscape. Very large letters fit in here without bending.
- Dimensions of flush-mounted or surface-mounted box: H 760 mm x W 410 x D 100 | 150 mm.
- Plaster box made of galvanized steel.
- Plaster box with pre-punched cable inlets on all sides.
- **WITHOUT GIRA system components!**

### Important information

#### Camera or intercom preparation

**Intercom systems must be connected by an electrician. Contact your trusted electrician for planning, installation and wiring.**

#### Water protection

To achieve optimum water protection for your mail, the mailbox or mailbox system should be located under a canopy if possible. Mail is only protected from water when it is completely inserted in the box and the insertion flap is closed. Mail that is not completely inserted allows moisture and dirt to enter the mailbox. Therefore, it is necessary to plan sufficiently sized mailboxes for the upcoming needs. In certain extreme weather conditions, water can still enter (according to DIN EN 13724 up to 1ccm). This is not a reason for complaint.

### Abmessungen & Details

Number of parties:	1
Item withdrawal:	Front
Base material:	Stainless steel
Height single box in cm:	76,0   80,0
Width single box in cm:	41,0   45,0
Volume single box in liters:	21,0   31,0
Height letter slot in cm:	6,3
Width letter slot in cm:	32,0
Depth in cm:	10,0   15,0
Weight in kg:	32,0
Delivery condition:	Delivery is assembled
Shipping information:	Depending on the order volume, delivery is made by parcel shipment or bulky goods shipment. Partial deliveries are possible for products that can be disassembled (e.g., for floor-standing mailboxes, the stand & box can be shipped separately).