

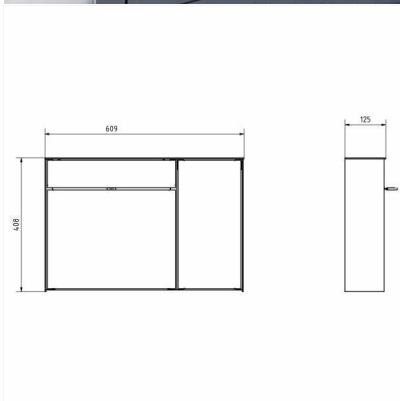




Order number: 215-AP-1-SPS-KSAGI106-R

Manufacturer: Briefkasten Manufaktur Lippe

ab **€1,757.00 ***

incl. VAT [plus shipping costs](#) (exclusive of VAT for logged-in users
with VAT ID and Non-EU countries)



Design surface mailbox GOETHE AP lateral with GIRA System 106 - RAL at choice - AUDIO Complete kit

High-quality manufactured surface-mounted mailbox with seamlessly integrated Gira System 106 in flush design. The modern GOETHE letterbox is ideal for the sophisticated entrance area. The straight-lined design without a visible lock makes this letterbox look particularly elegant. 3 GIRA system modules are included, so the letterbox can be used directly. The matching GIRA home station and the control unit to complete this letterbox are included. The modules can be subsequently replaced as desired due to the simple holding system.

The dimensions of the single box allow a capacity of approx. 16 liters, the large insertion guarantees no crumpled mail even with DIN C4 envelopes and magazines or after several days of absence. The innovative push-key lock is invisibly hidden inside the mailbox. The key is simply inserted into the existing opening (no turning required) and the door opens. With the arrangement of the lock, this mailbox is designed so that the removal door prevents mail from falling towards you. Due to the water drainage edge, the mail inside is optimally protected from the weather. The insertion flap is equipped with high-quality axle dampers, so quiet closing is guaranteed and there is no annoying rattling due to weather influences.

The surface-mounted letterboxes of the GOETHE collection are characterized by the consistent use of stainless steel and aluminum. The result is a very high durability and sustainability. The design has been developed by our own engineers with regard to high flexibility or modularity, easy spare parts assembly and uncomplicated self-assembly. Spare parts for all GOETHE systems are directly available in our store. Thanks to the design, self-assembly is uncomplicated.

Protected utility model according to DPMA file number DE: 20 2021 101 679.5

- High-quality surface-mounted mailbox made of stainless steel and aluminum.
- Quality production - Made in Germany by Briefkasten Manufaktur Lippe.
- Mailbox (BH 400x400mm) made of stainless steel 1.4016 (non-rusting magnetic stainless steel), powder coated in RAL of your choice.
- Innovative push-key lock with 2 keys.
- Letter insertion and removal from the front. Insertion flap with high-quality axle dampers for very quiet insertion of mail.
- The mailbox complies with DIN/EN 13724. Insertion size (3.5 cm x 36.0 cm) for C4 landscape, here fit even large letters without bending.
- Removal door can be opened from top to bottom. So the mail can not fall against you.
- Optionally with house number and name inscription, lasered.
- Function box (BH 200x400mm) made of stainless steel 1.4016 (non-rusting magnetic stainless steel), powder-coated in RAL of your choice.
- Bell plate made of stainless steel, powder coated in RAL color. A bell is lasered on the bell plate for better recognition.
- Optimal rain protection by rain protection edges and a rain roof made of 3mm aluminum AlMg3 W19, powder coated in RAL color of your choice.
- Side cladding made of 3mm aluminum AlMg3 W19, powder coated in RAL of your choice.
- Incl. mounting rail for wall mounting.
- Incl. GIRA home station & control unit enclosed, System 106 door station module installed.

GIRA

Gira System 106 door station module - 5565 920, installed without wiring

- Compact voice module with integrated call button for communication between inside and outside.
- A high-quality microphone and a weatherproof loudspeaker ensure good communication.
- Power supply via 2-wire bus. Additional connection for ZV (e.g. necessary from 3rd camera module).
- All other System 106 modules (except voice module) are supplied with voltage via the door station module.

Surface-mounted home station Gira 1250XX, enclosed

- Completely pre-assembled surface-mounted home station, thus quick and clean installation.
 - Design diversity through integration in the switch range, thus uniform appearance of door communication and electrical installation.
 - Mounting both with and without cover frame.
 - Simple installation due to plug-in screw terminals on the mounting plate. Contacting to the home station takes place when the home station is plugged onto the mounting plate.
 - Simple disassembly of the home station during renovation work.
 - Fixing holes for mounting.
 - Signal transmission and supply of the home station via reverse polarity protected and short-circuit proof 2-wire bus.
 - Parallel connection of up to three home stations possible (with power supply via 2-wire bus).
 - One-man commissioning thanks to simple commissioning procedure.
 - Call tone differentiation between door call, internal call and storey call.
 - Selection of five different ringing tone melodies, which can be individually assigned to individual call buttons.
 - Hands-free function (voice-controlled intercom with echo and background noise suppression).
 - Assertion function in case of loud ambient noise during voice communication.
 - Privacy lock.
 - Operating buttons with integrated LEDs for status display.
- #### Control device audio REG Gira 128700, enclosed
- Supply of the reverse polarity protected and short-circuit proof 2-wire bus.
 - Self-resetting electronic short-circuit and overload detection of the operating voltages and the bus connection.
 - Buttons for system and door opener programming.
 - LED status indicators for operation, overload, system programming and door strike programming.
 - AC 12 V output for powering a standard electric strike.
 - Permanent AC 12 V output for supplying power to a TKS-TK gateway.
 - Relay output for switching a door opener with its own power supply.
 - Door opener switching time continuously adjustable from 1 to 10 s.

Important information

Camera or intercom preparation

The intercom systems must be connected by an electrician. Contact your local electrician for planning, mounting and installation.

Water protection

In order to achieve optimum water protection for your mail, the mailbox or mailbox system should, if possible, be located under a canopy.

Mail is only protected from water when it is completely inserted in the box and the insertion flap is closed. Mail that is not completely inserted allows moisture and dirt to enter the mailbox. This system is protected against water ingress in accordance with DIN EN 13724. Water ingress is not a reason for complaint.

Abmessungen & Details

Number of parties:	1
Item withdrawal:	Front
Base material:	Stainless steel, Aluminum
Connection technology:	2-wire bus technology
Height single box in cm:	40,0
Width single box in cm:	40,0
Volume single box in liters:	16,0
Height letter slot in cm:	3,5
Width letter slot in cm:	36,0
Total width in cm:	60,8
Depth in cm:	10.0 + 2.5 Rain roof
Weight in kg:	21,0
Delivery condition:	Delivery is assembled
Shipping information:	Depending on the order volume, delivery is made by parcel shipment or bulky goods shipment. Partial deliveries are possible for products that can be disassembled (e.g., for floor-standing mailboxes, the stand & box can be shipped separately).