

Design surface-mounted letterbox GOETHE AP - RAL of your choice - DoorBird video intercom system | without newspaper compartment | 200mm depth

Product number 215-AP-1-SP-DB-200



Product description

Design surface-mounted letterbox GOETHE® AP - RAL of your choice - DoorBird video intercom system

High-quality surface-mounted letterbox and a seamlessly integrated DoorBird IP Video Door Station D2100E or D1100E in flush-mounted design. The DoorBird IP Video Door Station D2100E or D1100E is the smart solution for your entrance door. The IP video door station can be operated as a stand-alone unit or integrated into an existing smart home platform. Existing, classic installations such as a door chime or an electric door and gate opener can also continue to be used with DoorBird and controlled via the app.

The dimensions of the individual box allow for a capacity of approx. 16 or 32 litres, while the large slot guarantees no crumpled mail, even with DIN C4 envelopes and magazines or after several days of absence. The innovative push-key lock is concealed inside the letterbox. The key is simply inserted into the existing opening (no turning required) and the door opens. With the arrangement of the lock, this letterbox is designed in such a way that the removal door prevents the mail from falling towards you. The water drainage edge ensures that the mail inside is optimally protected from the weather. The insertion flap is fitted with high-quality axle dampers, guaranteeing quiet closing and preventing annoying rattling caused by the weather.

The surface-mounted letterbox systems in the GOETHE® collection are characterised by the consistent use of stainless steel and aluminium. The result is a very long service life and sustainability. The design has been developed by our own engineers with a view to high flexibility and modularity, simple spare parts assembly and uncomplicated self-assembly. Spare parts for all GOETHE® systems are available directly in our shop.

Thanks to the design, self-assembly is uncomplicated.

Protected utility model according to DPMA file number DE: 20 2021 101 679.5

- High-quality surface-mounted letterbox made of stainless steel and aluminium.
- Quality production - Made in Germany by Briefkasten Manufaktur Lippe.
- Letterbox (BH 400x400mm) made of stainless steel 1.4016 (non-rusting magnetic stainless steel), powder-coated in RAL colour of your choice.
- Innovative push-key lock with 2 keys.
- Mail is inserted and removed from the front. Insertion flap with high-quality axle dampers for very quiet mail insertion.
- The letterbox complies with DIN/EN 13724. Insertion size (3.5 cm x 36.0 cm) for C4 across, even large letters fit in here without creasing.
- Removal door opens from top to bottom. So the mail cannot fall towards you.
- Optionally with house number and name labelling, laser-engraved.
- Functional box (BH 400x400mm) made of stainless steel 1.4016 (non-rusting magnetic stainless steel), powder-coated in RAL colour of your choice.
- Optimum rain protection thanks to rain guard edges and a rain roof made of 3 mm aluminium AlMg3 W19, powder-coated in RAL of your choice.
- Side cladding made of 3 mm aluminium AlMg3 W19, powder-coated in RAL of your choice.
- Incl. mounting rail for wall mounting.
- Incl. DoorBird IP video door station D2100E or D1100E installed.

Important information

Camera or intercom preparation

The intercom systems must be connected by an electrician. Please contact your trusted electrician for planning, fitting and installation.

Water protection

To achieve optimum water protection for your mail, the letterbox or letterbox system should be located under a canopy if possible.

The mail is only protected from water if it is fully inserted in the box and the flap is closed. Mail that is not fully inserted allows moisture and dirt to enter the letterbox. This system is protected against the ingress of water in accordance with DIN EN 13724. Water ingress is not a reason for complaint.

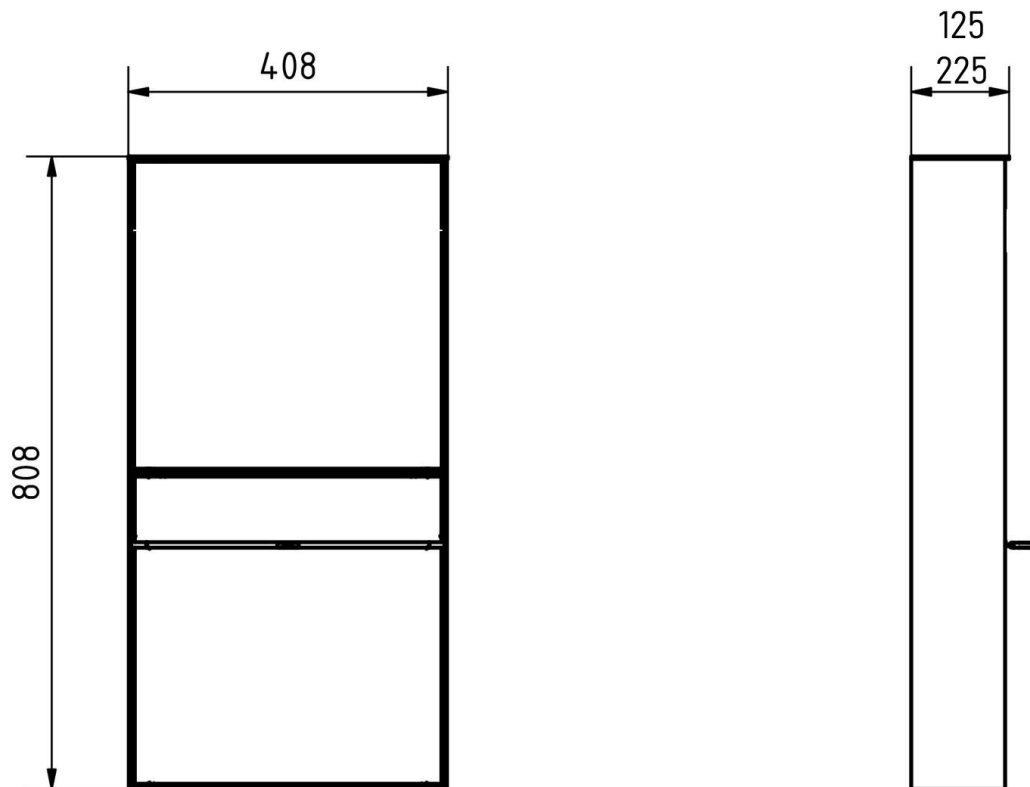
Product properties

Surface/colour	RAL 9005 deep black, RAL 3004 crimson red, DB 703 iron mica, RAL 7016 anthracite grey, RAL of your choice (according to colour table), RAL 9007 grey aluminium, RAL 9016 traffic white
Series	GOETHE
Connection technology	LAN
Number of bell push buttons	1 button
Functions	Camera, Intercom, Fingerprint, Keypad
Material	Aluminium AlMg3 W19, Stainless steel V2A 1.4301, Stainless steel 1.4016 (non-rusting magnetic stainless steel)
House number	House number as laser engraving
Name labelling	Laser-engraved
Removal of mail	On the front
Number of letterboxes	with 1 letterbox
Boxes by volume	Jumbo > 30 litres
Mounting type	Surface-mounted

Dimensions

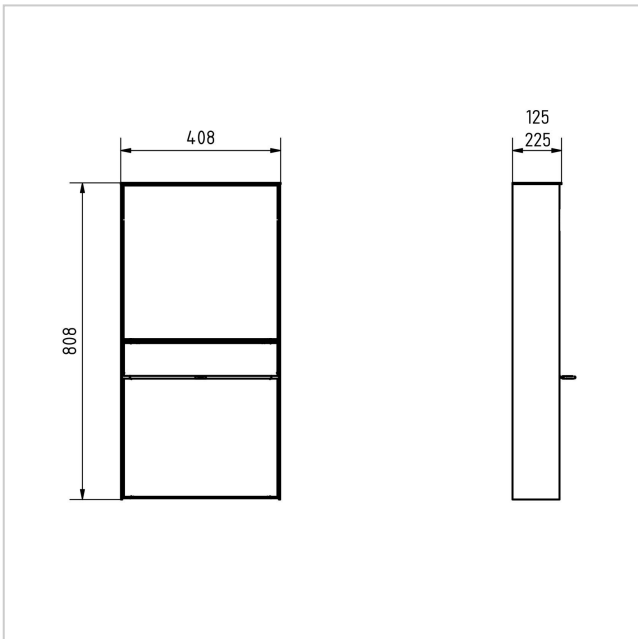

Height of single box in mm	BK 400.0
Width of single box in mm	400,0
Capacity in litres	32,0
Height of letterbox slot in mm	35,0
Width of letter slot in mm	360,0
Height of letterbox in mm	808,0
Width of letterbox system in mm	408,0
Overall height in mm	recommended 1500.0 - 1700.0
Depth in mm	200.0 + 25.0 Rain roof
Weight in kg	24
Delivery condition	Delivery is assembled

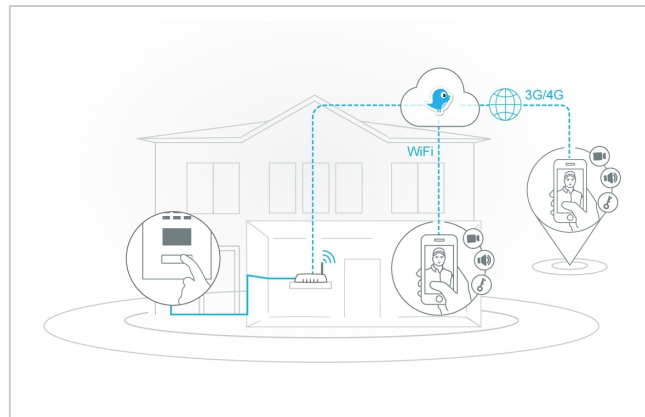
Drawing



More images







Push-Key-Schloss
Nur noch stecken!

