


# Stainless steel wall-mounted letterbox designer model - GIRA System 106 - 3-gang prepared | with 1 letterbox

**Product number** 515DW-V-GI106



## Product description

### Stainless steel wall-mounted mailbox designer model - GIRA System 106 - 3-gang prepared

High-quality, through-the-wall letterbox from Briefkasten Manufaktur. Due to the variable shaft length between 270mm and 400mm, this letterbox can be installed in almost all types of masonry. The post is removed from the rear. The front and rear stainless steel plates made of 2mm stainless steel V2A, polished, can be invisibly attached to the wall thanks to the screw connection on the inside of the shaft. No fixing screws are visible.

The Gira System 106 can be used seamlessly in a flush-mounted design. The preparation is intended for 3 GIRA 106 system modules. The modules can be flush-mounted using the simple mounting system (surface-mounted housing 5503910 required!).

This is a real eye-catcher among letterboxes. Clear lines and no-frills design characterise the designer letterbox with GIRA System 106. Our products have a high quality, reliable functionality and their own identity. Made by Briefkasten Manufaktur.

- Designer stainless steel letterbox made of 2 mm stainless steel V2A, 1.4301 240 grain polished.
- Rear mail removal door 300x100mm, opens from left to right. Incl. 2 keys with key number.
- Mail slot from the front, dimensions: W 32 cm x H 6.3 cm, C4 landscape. Very large letters fit in here without creasing. Attention no removal protection!
- Dimensions front panel W 450mm x H 500mm.
- Cover plate dimensions with removal door W 450mm x H 250mm.
- Dimensions of letter chute W 380 mm x H 210-280mm.
- Variable shaft length 270-400mm.
- WITHOUT GIRA system components!

## Important information

### Camera or intercom preparation

**The intercom systems must be connected by an electrician. Please contact your trusted electrician for planning, fitting and installation.**

### Water protection

To achieve optimum water protection for your mail, the letterbox or letterbox system should be located under a canopy if possible.

The mail is only protected from water if it is fully inserted in the box and the flap is closed. Mail that is not fully inserted allows moisture and dirt to penetrate the letterbox. It is therefore necessary to plan sufficiently dimensioned letterboxes for the upcoming requirements. In certain extreme weather conditions, water can still enter (up to 1ccm according to DIN EN 13724). This is not a reason for complaint.

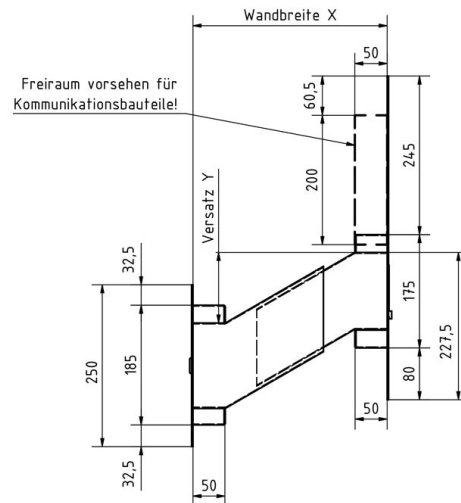
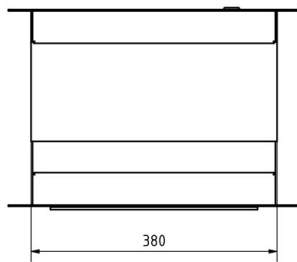
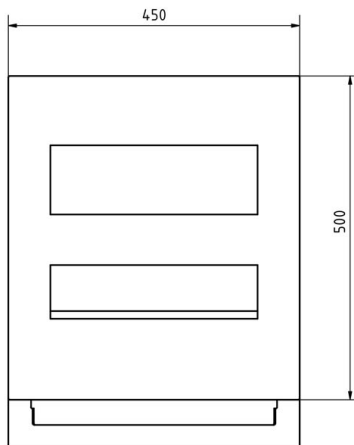
## Product properties

<b>Series</b>	GRIMM
<b>Functions</b>	Newspaper compartment
<b>Functional box prepared for manufacturer</b>	GIRA
<b>Material</b>	Aluminium AlMg3 W19, Stainless steel V2A 1.4301
<b>Number of boxes</b>	with 1 letterbox
<b>Surface/colour</b>	Brushed
<b>Boxes by volume</b>	Large > 16 litres
<b>Mounting type</b>	Wall throw-through
<b>Removal of mail</b>	On the back

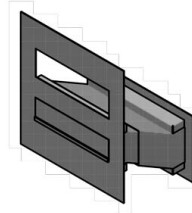
## Dimensions

<b>Capacity in litres</b>	21,0   31,0
<b>Height of letterbox slot in mm</b>	63,0
<b>Width of letter slot in mm</b>	320,0
<b>Depth in mm</b>	270,0 - 400,0
<b>Weight in kg</b>	32
<b>Delivery condition</b>	Delivery is assembled

## Drawing



Wandbreite X	Versatz Y
270	91,5
280	97,5
290	103
300	109
310	115
320	120,5
330	126,5
340	132
350	138
360	143,5
370	149,5
380	155
390	161
400	166,5



## More images

