

Design flush-mounted letterbox GOETHE UP - RAL of your choice - GIRA System 106 lateral - VIDEO complete set | Right | without newspaper compartment | Gira System 106 complete set video

Product number 215-UP-1-SPS-KSGI106-R



Product description

Design flush-mounted letterbox GOETHE UP - RAL of your choice - GIRA System 106 lateral - VIDEO complete set

High-quality flush-mounted letterbox with seamlessly integrated Gira System 106 at the side in flush-mounted design. The modern GOETHE letterbox is ideal for the sophisticated entrance area. The linear design without a visible lock gives this letterbox a particularly elegant appearance. 3 GIRA system modules are included, so the letterbox can be used directly. The matching GIRA home station and the control unit to complete this letterbox are included. The modules can be replaced at any time thanks to the simple mounting system.

The dimensions of the individual box allow a capacity of approx. 16 litres, and the large insertion slot guarantees no crumpled mail, even with DIN C4 envelopes and magazines or after several days of absence. The innovative push-key lock is concealed inside the letterbox. The key is simply inserted into the existing opening (no turning required) and the door opens. With the arrangement of the lock, this letterbox is designed in such a way that the removal door prevents the mail from falling towards you. The water drainage edge ensures that the mail inside is optimally protected from the weather. The insertion flap is fitted with high-quality axle dampers, guaranteeing quiet closing and preventing annoying rattling caused by the weather.

The letterbox systems in the GOETHE collection are characterised by the consistent use of stainless steel. The result is a very long service life and sustainability. The design has been developed by our own engineers with a view to high flexibility and modularity, simple spare parts assembly and uncomplicated self-assembly. Spare parts for all GOETHE systems are available directly in our shop.

Thanks to the design, self-assembly is uncomplicated.

Protected utility model according to DPMA file number DE: 20 2021 101 679.5

- Flush-mounted letterbox made entirely of stainless steel.
- Quality production - Made in Germany by Briefkasten Manufaktur Lippe.
- Letterbox (BH 400x400mm) made of stainless steel 1.4016 (non-rusting magnetic stainless steel), powder-coated in RAL colour of your choice.
- Innovative push-key lock with 2 keys.
- Mail is inserted and removed from the front. Insertion flap with high-quality axle dampers for very quiet mail insertion.
- The letterbox complies with DIN/EN 13724. Insertion size (3.5 cm x 36.0 cm) for C4 across, even large letters fit in here without creasing.
- Removal door opens from top to bottom. This prevents the mail from falling towards you.
- Functional box (BH 200x400mm) made of stainless steel 1.4016 (non-rusting magnetic stainless steel), powder-coated in RAL colour of your choice.
- Stainless steel nameplate, powder-coated in RAL colour. Your name and/or a bell can be lasered onto the nameplate.
- Optionally with laser-engraved house number (a name inscription can also be added here).
- Plaster cover frame made of 2 mm stainless steel angle profile 25 x 58 mm, powder-coated in RAL colour.
- Incl. GIRA home station & control unit enclosed, System 106 door station module, info module & camera module installed.

GIRA not found or type unknown

Gira System 106 camera module - 5561 000, installed without wiring

- A high-quality camera with high light sensitivity is concealed behind the replaceable black glass pane. Thanks to a detection angle of 100°, the user is always aware of what is happening outside his front door.

Info module Gira System 106 - 5560 920, installed

- For house numbers that need to be clearly visible.

Door station module Gira System 106 - 5565 920, installed without wiring

- Compact voice module with integrated call button for communication between inside and outside.
- A high-quality microphone and a weatherproof loudspeaker ensure good communication.
- Power supply via 2-wire bus. Additional connection for ZV (e.g. necessary from 3rd camera module).
- All other System 106 modules (except voice module) are supplied with power via the door station module.

Surface-mounted home station Gira Video 7 1209xx, enclosed

- Video home station with a 17.78 cm (7") TFT colour display and convenient hands-free function for surface mounting or wall mounting with flush-mounted device box or cavity wall box. With the optional stand (see accessories) also suitable for placement on furniture. A 32 GB SD memory card is included for internal image storage. Full-surface glass front with touch functionality and tactile feedback.

Video REG control device Gira 128800, enclosed

- Control device for supplying the audio and video components of the Gira door communication bus.
- Supply of the reverse-polarity protected and short-circuit-proof 2-wire bus when using video components such as colour camera, TFT colour display.
- Up to 2 door stations with colour camera and 28 home stations with TFT colour display can be supplied via the video control device.
- A total of up to 15 colour cameras can be controlled by the video control device (5 video door stations and 10 DCS camera gateways), of which two door stations with colour camera can be supplied with power by the video control device. The other colour cameras must each be operated with their own power supply for door communication.
- Self-resetting electronic short-circuit and overload detection of the operating voltages and the bus connection.
- Buttons for system and door opener programming.
- LED status indicators for operation, overload, system programming and door opener programming.
- AC 12 V output for supplying power to a standard electric strike.
- Relay output for switching an electric strike with its own power supply.
- Door opener switching time continuously adjustable from 1 to 10 s.

Important information

Camera or intercom preparation

The intercom systems must be connected by an electrician. Please contact your trusted electrician for planning, fitting and installation.

Water protection

To achieve optimum water protection for your mail, the letterbox or letterbox system should be located under a canopy if possible.

The mail is only protected from water if it is fully inserted in the box and the flap is closed. Mail that is not fully inserted allows moisture and dirt to enter the letterbox. This system is protected against the ingress of water in accordance with DIN EN 13724. Water ingress is not a reason for complaint.

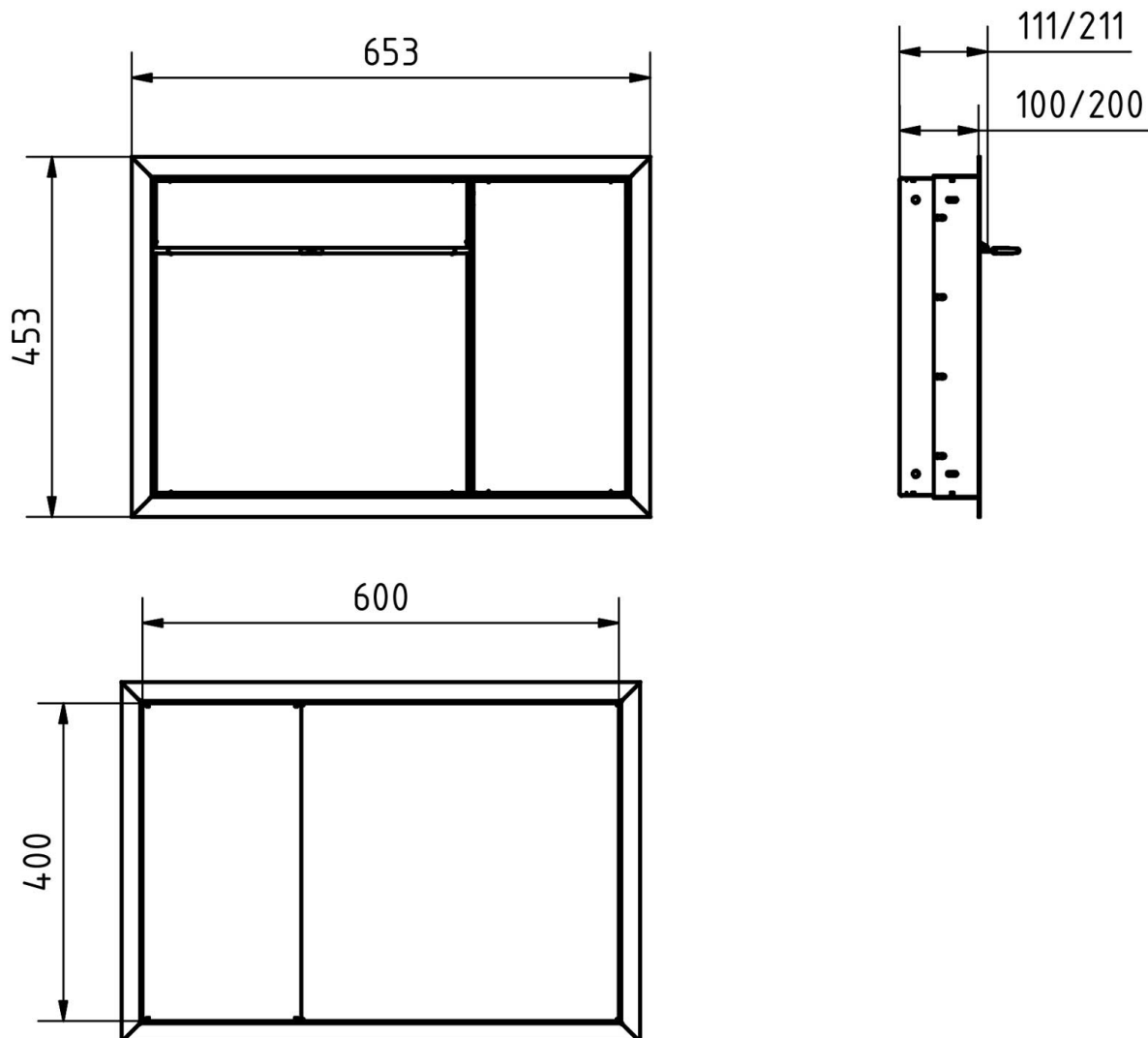
Product properties

Surface/colour	RAL 9005 deep black, RAL 3004 crimson red, DB 703 iron mica, RAL 7016 anthracite grey, RAL of your choice (according to colour table), RAL 9007 grey aluminium, RAL 9016 traffic white
Series	GOETHE
Connection technology	2-wire
Number of bell push buttons	1 button
Functions	Camera, Intercom
Functional box prepared for manufacturer	GIRA
Material	Stainless steel V2A 1.4301, Stainless steel 1.4016 (non-rusting magnetic stainless steel)
House number	House number as laser engraving
Name labelling	Laser-engraved
Removal of mail	On the front
Number of boxes	with 1 letterbox
Boxes by volume	Large > 16 litres
Mounting type	Flush-mounted

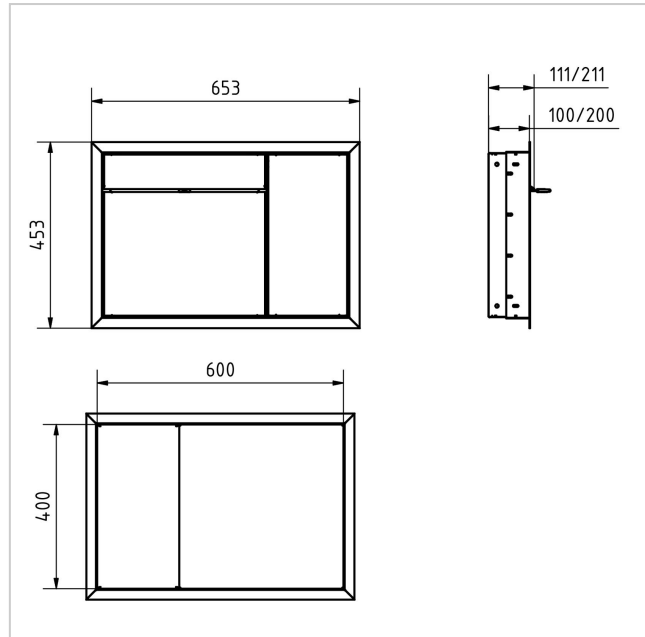
Dimensions


Height of single box in mm	BK 400.0 FK 400.0
Width of single box in mm	BK 400.0 FK 200.0
Capacity in litres	16
Height of letterbox slot in mm	35,0
Width of letter slot in mm	360,0
Height of letterbox in mm	External dimension 452.0 installation dimension 410.0
Width of letterbox system in mm	External dimension 652.0 installation dimension 610.0
Total width in mm	652,0
Depth in mm	100.0 installation dimension 103.5
Weight in kg	14
Delivery condition	Delivery is assembled

Drawing



More images





Push-Key-Schloss
Nur noch stecken!

