

# Design parcel box GOETHE with 1 letterbox - lock system - Edition Nature with Douglas fir oiled - RAL of your choice

**Product number** 215-STL-PK-1BK-LAE



## Product description

### Design parcel box GOETHE with 1 letterbox - lock system - Edition Nature with Douglas fir oiled - RAL of your choice

Parcel delivery has changed dramatically in recent years - today's customers expect more flexibility and security than ever before. With the GOETHE parcel letterbox from Briefkasten Manufaktur, you can rely on an optimum combination of innovative technology and outstanding design, manufactured from high-quality stainless steel, Douglas fir wood and aluminium.

In the Nature edition, the GOETHE letterbox is clad in local Douglas fir wood. The 60 x 40 mm wooden planks are made from local Douglas fir wood, but are also available in walnut, oak, larch or FSC® 100%-certified hardwood on request at an extra charge.

The GOETHE® parcel letterbox has a specially designed delivery gate. As soon as the parcel carrier places your parcel inside and closes the lock, the parcel automatically falls into the securely locked removal box below. After this process, the delivery lock is immediately ready for further deliveries and is automatically isolated from the removal box, guaranteeing maximum security for your parcels. A parcel box for the simple receipt of parcels, parcel receipt independent of the delivery agent! Any parcel delivery company (e.g. DHL, DPD, TNT, GLS, Hermes, etc.) can use this parcel box. The spacious interior of the GOETHE® parcel letterbox is designed to accommodate the DHL Paket M and even several smaller parcels. Depending on the placement of the size M DHL parcel, four such parcels can even be stored safely and conveniently.

The dimensions of the letterbox allow for a capacity of approx. 32 litres, and the large slot guarantees no crumpled mail, even with DIN C4 envelopes and magazines or after several days of absence. The innovative push-key lock is concealed inside the letterbox. The key is simply inserted into the existing opening (no turning necessary) and the door opens. With the arrangement of the lock, this letterbox is designed in such a way that the removal door prevents the mail from falling towards you. The water drainage edge ensures that the mail inside is optimally protected from the weather. The insertion flap is fitted with high-quality axle dampers, guaranteeing quiet closing and preventing annoying rattling caused by the weather.

Briefkasten Manufaktur attaches particular importance to the selection of high-quality materials. The use of stainless steel in the production of the GOETHE® parcel letter box ensures extremely high corrosion resistance and a strikingly attractive surface finish. Our quality assurance begins with the selection of our raw material suppliers and only ends when the parcel letter box arrives at your premises in the required quality. Rely on the GOETHE® parcel letterbox for a secure, flexible and stylish solution to your parcel delivery needs. Let yourself be convinced by a product that combines traditional craftsmanship with state-of-the-art technology - in the spirit of letterbox manufacturing.

**Protected utility model according to DPMA file number DE: 20 2021 101 679.5**

- High-quality parcel letterbox made of stainless steel and aluminium, powder-coated in the colour of your choice.
- Wooden side planks made of weather-resistant Douglas fir wood, oiled 60 x 40 mm. Douglas fir wood is particularly suitable for outdoor use. It does not soften when it rains and is also extremely resistant to chemicals, which makes cleaning much easier. Douglas fir has a reddish to reddish-brown colour. Douglas fir wood develops a silver-grey patina when exposed to the elements.
- Quality production - Made in Germany by Briefkasten Manufaktur Lippe.
- Letterbox (BH 400x200mm) made of stainless steel 1.4016 (non-rusting magnetic stainless steel), powder-coated in RAL colour of your choice.
- 2 innovative push-key locks with 10 keys, keyed alike.
- Mail is inserted and removed from the front. Insertion flap with high-quality axle dampers for very quiet mail insertion.
- The letterbox complies with DIN/EN 13724. Insertion size (3.5 cm x 36.0 cm) for C4 across, even large letters fit in here without creasing.
- Removal door opens from top to bottom. This prevents the mail from falling towards you.
- Parcel box (BH 400x1200mm) made of stainless steel 1.4016 (non-rusting magnetic stainless steel), powder-coated in RAL of your choice with stainless steel laser labelling.
- Parcel compartment volume: 128 litres, max. Parcel dimensions: 355 x 375 x 305 mm (WD), corresponding to parcel size M.
- Parcel flap with damping for quiet closing.
- Optimum rain protection thanks to rain guard edges and a rain cover made of 3 mm aluminium AlMg3 W19, powder-coated in RAL of your choice.
- Side panelling made of 3mm aluminium AlMg3 W19, powder-coated in RAL of your choice.
- Rear panel made of 1mm stainless steel 1.4301 V2A, powder-coated in RAL of your choice.
- Base made of 40x40x2mm stainless steel tube 1.4301 V2A, powder-coated in RAL of your choice.
- Invisible fastening in the column. The overall height is 1.45 m.

## Important information

### Water protection

To achieve optimum water protection for your mail, the letterbox or letterbox system should be located under a canopy if possible.

The mail is only protected from water if it is completely placed in the box and the flap is closed. Mail that is not fully inserted allows moisture and dirt to enter the letterbox. This system is protected against the ingress of water in accordance with DIN EN 13724. Water ingress is not a reason for complaint.

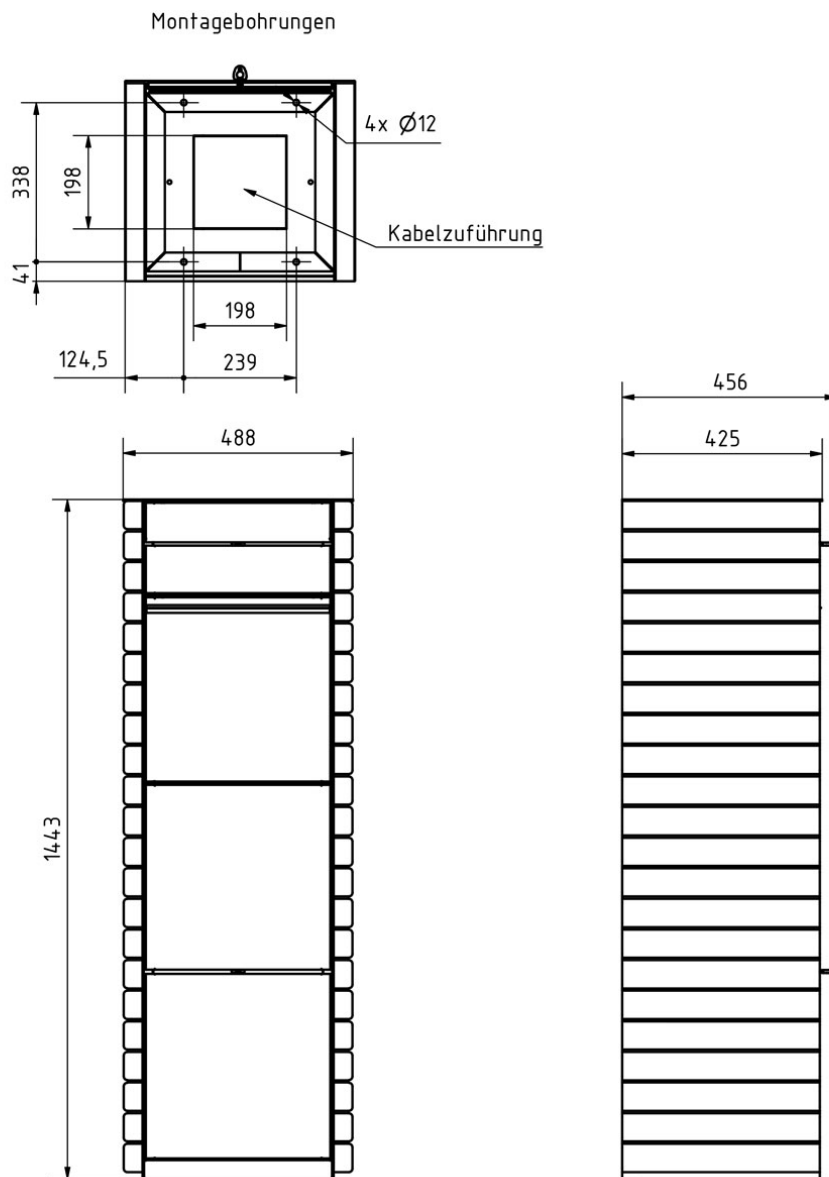
## Product properties

<b>Surface/colour</b>	RAL 9005 deep black, RAL 3004 crimson red, DB 703 iron mica, RAL 7016 anthracite grey, RAL of your choice (according to colour table), RAL 9007 grey aluminium, RAL 9016 traffic white
<b>Series</b>	GOETHE
<b>Functions</b>	Newspaper compartment, Parcel compartment
<b>Material</b>	Aluminium AlMg3 W19, Douglas fir, Stainless steel V2A 1.4301, Stainless steel 1.4016 (non-rusting magnetic stainless steel)
<b>Mounting type</b>	Free-standing
<b>House number</b>	House number as laser engraving
<b>Name labelling</b>	Laser-engraved
<b>Removal of mail</b>	On the front
<b>Number of boxes</b>	with 1 letterbox
<b>Boxes by volume</b>	Jumbo > 30 litres

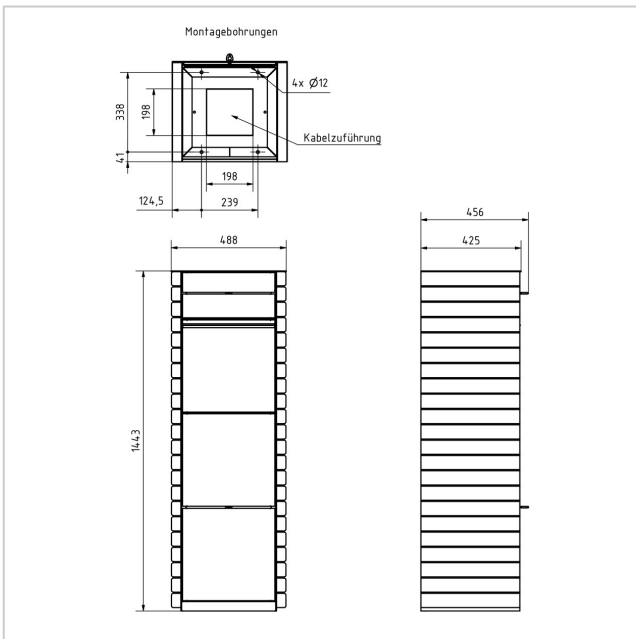
## Dimensions

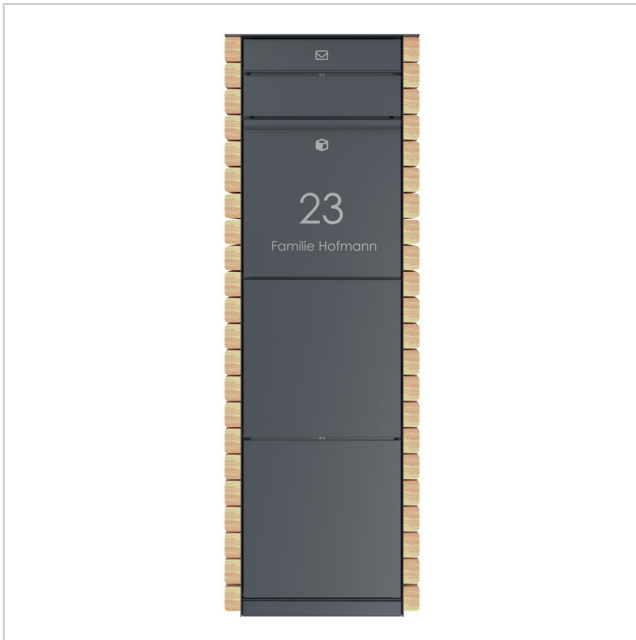
Height of single box in mm	BK 200.0   PK 1200.0
Width of single box in mm	400,0
Capacity in litres	BK 32.0   PK 128.0
Height of letterbox slot in mm	35,0
Width of letter slot in mm	360,0
Overall height in mm	1450,0
Total width in mm	488,0
Depth in mm	400.0 + 25.0 Rain roof
Weight in kg	98
Delivery condition	Delivery is assembled

## Drawing



## More images







**Push-Key-Schloss**  
Nur noch stecken!

