

# Through-the-wall letterbox BASIC 622 powder-coated - 4 parties | with 4 letterboxes (1x4) | ? Colour of your choice

**Product number** 622-RAL-4



## Product description

### Through-the-wall letterbox BASIC 622 powder-coated - 4 parties

The through-the-wall letterbox has plenty of volume for receiving post and is variable in depth from 290 - 440 mm to optimally adapt to your wall thickness (30 degree angle running diagonally to the rear). Each individual letterbox has a size of 300 x 110 x 290 to 440 mm (WxHxD). The boxes comply with the current EN 13724 standard so that A4 envelopes, for example, can be inserted without being bent and protection against break-ins is guaranteed.

The great advantage of a wall-mounted letterbox system is that it is well protected from the weather and therefore very durable. Also well suited for installation in wall pillars. A quality product made in Germany.

- 4-panel through-the-wall letterbox system made of galvanised sheet steel, powder-coated.
- German quality production "Made in Germany".
- Inclined, pull-out box and front panel without end frame (for an even look without interruptions).
- Variable depth from 290mm - 440mm, 30 degree angle running diagonally to the rear.
- The letterbox complies with DIN/EN 13724. Insertion size (3.5 cm x 26.5 cm) for C4 high, large letters also fit in here without creasing.
- Insertion flaps with sound-absorbing rubber seal for very quiet insertion of mail.
- The removal door can be opened from left to right.
- Incl. 2 keys with key number & changeable name plate under the flap.
- The labelling on the name plates can be changed as required
- Assembly instructions included.

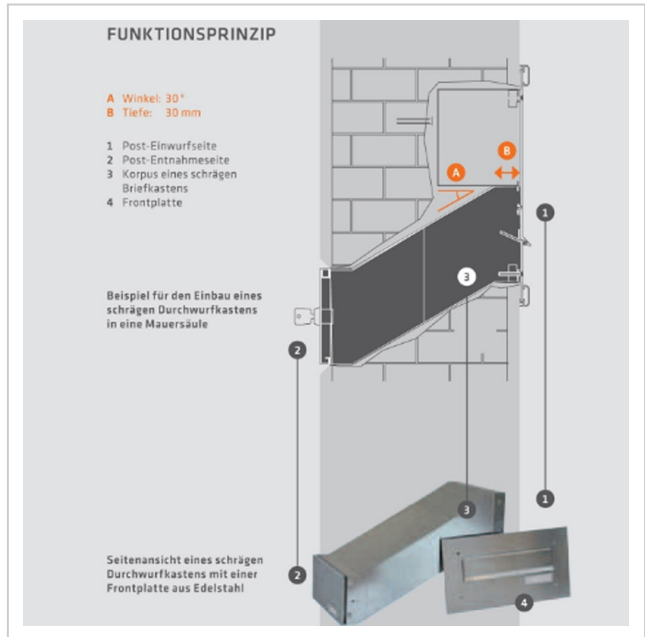

## Product properties

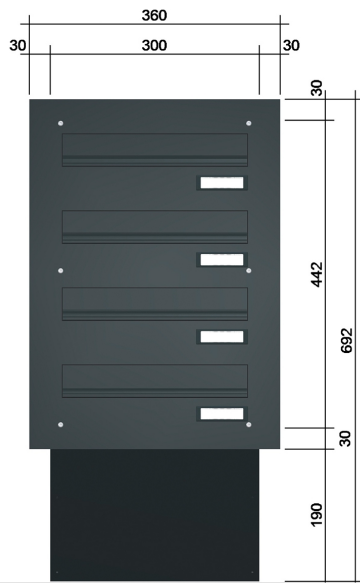
<b>Material</b>	Steel, galvanised
<b>Surface/colour</b>	RAL 9005 deep black, RAL 3004 crimson red, DB 703 iron mica, RAL 7016 anthracite grey, RAL of your choice (according to colour table), RAL 9007 grey aluminium, RAL 9016 traffic white
<b>Series</b>	BASIC
<b>Boxes by volume</b>	Normal > 10 litres
<b>Number of boxes</b>	with 4 letterboxes
<b>Name labelling</b>	Nameplate
<b>Mounting type</b>	Wall throw-through
<b>Removal of mail</b>	On the back

## Dimensions

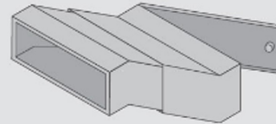
Height of single box in mm	110,0
Width of single box in mm	300,0
Capacity in litres	10,0 - 15,0
Height of letterbox slot in mm	35,0
Width of letter slot in mm	265,0
Depth in mm	290,0 - 440,0
Weight in kg	22

## More images





### SCHRÄGER, AUSZIEHBARER KASTEN TI3011



**Kastengröße (BHT) in mm**  
300 x 110 x 290-440

**Materialien**  
verzinktes Stahlblech,  
Kastenblöcke und Entnahme-  
türen stets in RAL 9007, Grau-  
aluminium pulverlackiert