


Stainless steel wall letterbox designer model - Clean Edition - RAL of your choice - INDIVIDUAL

Product number 515DW-VAR



Product description

Stainless steel wall-mounted mailbox designer model - Clean Edition - RAL of your choice with bell - intercom - labelling - optional camera

High-quality, through-the-wall letterbox from Briefkasten Manufaktur. Due to the variable shaft length between 270mm and 400mm, this letterbox can be installed in almost all types of masonry. The post is removed from the rear. The front and rear stainless steel plates made of 2mm stainless steel V2A, powder-coated to RAL 7016 anthracite grey fine structure matt, can be invisibly attached to the wall thanks to the screw connection on the inside of the shaft. No fixing screws are visible.

A real eye-catcher among letterboxes. Clear lines and a no-frills design characterise the designer letterbox. Our products have a high quality, reliable functionality and their own identity. Made by Briefkasten Manufaktur.

- Designer stainless steel push-through letterbox made of 2 mm stainless steel V2A, powder-coated to RAL fine structure matt.
- Rear mail removal door 300x100mm, opens from left to right. Incl. 2 keys with key number.
- Mail slot from the front, dimensions: W 35 cm x H 6.3 cm, C4 landscape. Very large letters fit in here without creasing. Attention, no removal protection!
- Optionally with house number in polished look, attached.
- Replaceable stainless steel name plate with laser labelling.
- 8-12V DC short-stroke bell push with LED ring lighting (blue, white, red or green). The bell button lighting cannot be supplied via the control unit. It must be connected to an additional power supply.
- An 8-12V DC short-stroke light button with pictogram is available as an option.
- Preparation (built-in loudspeaker not included) for intercom system possible.
- Optionally with universal adapter for all commercially available built-in loudspeakers.
- Optional preparation (camera not included in scope of delivery) for a camera.
- Dimension front panel W 450mm x H 500mm.
- Cover plate dimensions with removal door W 450mm x H 250mm.
- Letter slot dimensions W 380 mm x H 210-280mm.
- Variable shaft length 270-400mm.

Camera or intercom preparation

We recommend that the electrical installation is always carried out by an electrician.

We offer the preparation of cameras and intercoms from various manufacturers for our letterboxes. The preparation does not include any end devices, but only the provision of screw mounts, drill holes and perforations. So that you can mount your end device without any problems.

Water protection

To achieve optimum water protection for your mail, the letterbox or letterbox system should be located under a canopy if possible.

The mail is only protected from water if it is fully inserted in the box and the flap is closed. Mail that is not fully inserted allows moisture and dirt to penetrate the letterbox. It is therefore necessary to plan sufficiently dimensioned letterboxes for the upcoming requirements. Under certain extreme weather conditions, water can still enter (up to 1ccm according to DIN EN 13724). This is not a reason for complaint.

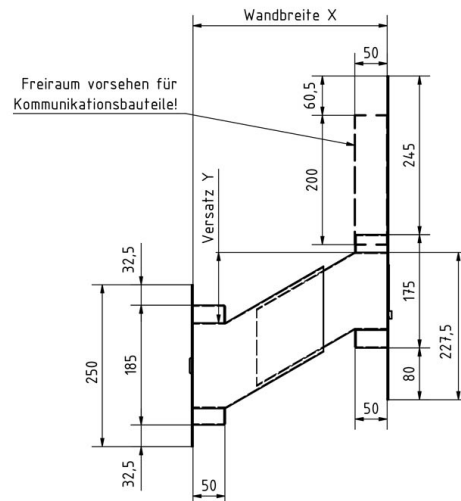
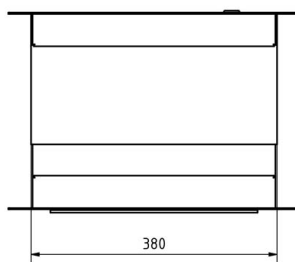
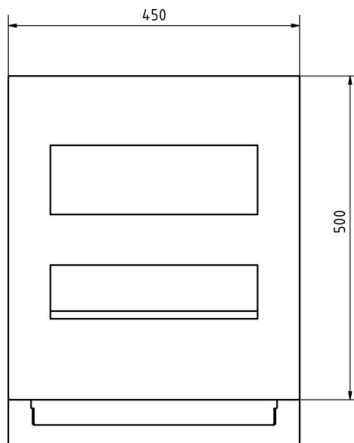
Product properties

| | |
|---|--|
| Surface/colour | RAL 9005 deep black, RAL 3004 crimson red, DB 703 iron mica, RAL 7016 anthracite grey, RAL of your choice (according to colour table), RAL 9007 grey aluminium, RAL 9016 traffic white |
| Series | DESIGNER |
| Functions | Newspaper compartment, Light button, Camera, Intercom, Fingerprint, Keypad |
| Functional box prepared for manufacturer | GIRA, Busch Jaeger, Siedle, STR Elektronik, ELCOM, TCS, Ritto, ALGO, Telegärtner, Auerswald, Legrand Bticino, HHG, HIKVISION, PCS, Sesam, ekey, Comelit, Schneider Intercom / COMMEND |
| Material | Stainless steel V2A 1.4301 |
| Number of boxes | with 1 letterbox |
| Boxes by volume | Jumbo > 30 litres, Large > 16 litres |
| Mounting type | Wall throw-through |
| Removal of mail | On the back |

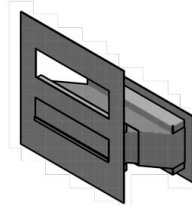
Dimensions

| | |
|---------------------------------------|---------------------------------|
| Capacity in litres | 21,0 31,0 |
| Height of letterbox slot in mm | 63,0 |
| Width of letter slot in mm | 350,0 |
| Depth in mm | 270,0 - 400,0 |
| Weight in kg | 32 |
| Delivery condition | Supplied partially disassembled |

Drawing



| Wandbreite X | Versatz Y |
|--------------|-----------|
| 270 | 91,5 |
| 280 | 97,5 |
| 290 | 103 |
| 300 | 109 |
| 310 | 115 |
| 320 | 120,5 |
| 330 | 126,5 |
| 340 | 132 |
| 350 | 138 |
| 360 | 143,5 |
| 370 | 149,5 |
| 380 | 155 |
| 390 | 161 |
| 400 | 166,5 |



More images

