

Through-the-wall letterbox BASIC 622 - polished V2A stainless steel - 3 parties | Stainless steel, ground | with 3 letterboxes (1x3)

Product number 622-VA-3



Product description

Through-the-wall letterbox BASIC 622 - polished V2A stainless steel - 3 parties

The stainless steel through-the-wall letterbox has plenty of volume for receiving post and is variable in depth from 290 - 440 mm to optimally adapt to your wall thickness (30 degree angle running diagonally to the rear). Each individual letterbox has a size of 300 x 110 x 290 to 440 mm (WxHxD). The boxes comply with the current EN 13724 standard so that A4 envelopes, for example, can be inserted without being bent and protection against break-ins is guaranteed.

The great advantage of a wall-mounted letterbox system is that it is well protected from the weather and therefore very durable. Also well suited for installation in wall pillars. A quality product made in Germany.

- 3 party wall-mounted letterbox system made of brushed V2A stainless steel
- Removal door without end frame (for an even look without interruptions). Front panel is attached to the plaster.
- Inclined, pull-out box made of galvanised steel, powder-coated in RAL 9007.
- Variable depth from 290mm - 440mm, 30 degree angle running diagonally to the rear.
- The letterbox complies with DIN/EN 13724. Insertion size (3.5 cm x 26.5 cm) for C4 high, large letters also fit in here without creasing.
- Insertion flaps with noise-absorbing rubber buffers for very quiet insertion of mail.
- The removal door can be opened from left to right.
- Incl. 2 keys with key number & interchangeable name plate under the flap.
- The labelling on the name plates can be changed as required
- Assembly instructions included.

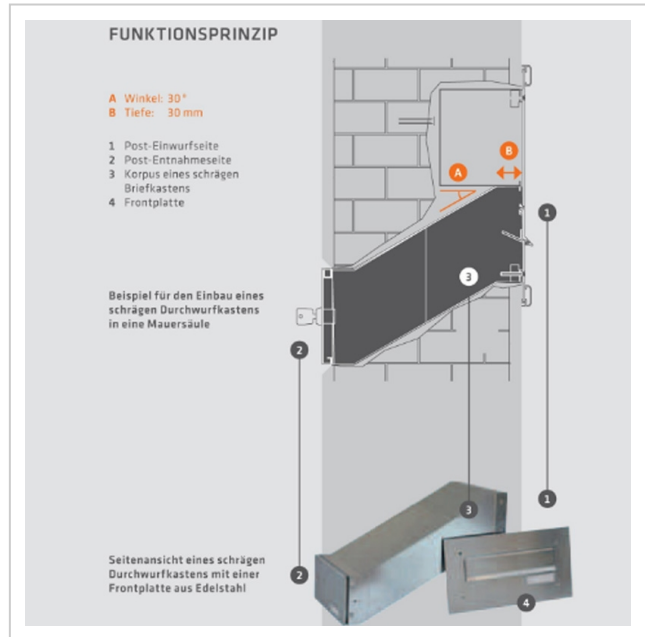
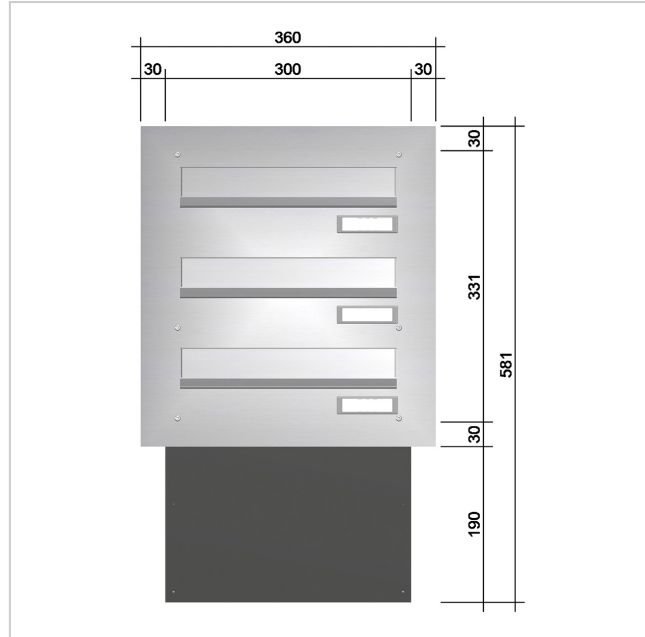
Product properties

Material	Steel, galvanised, Stainless steel V2A 1.4301
Series	BASIC
Boxes by volume	Normal > 10 litres
Name labelling	Nameplate
Surface/colour	Brushed, RAL 9007 grey aluminium
Mounting type	Wall throw-through
Number of boxes	with 3 letterboxes
Removal of mail	On the back

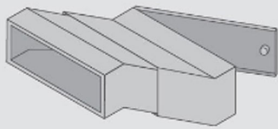
Dimensions

Height of single box in mm	110,0
Width of single box in mm	300,0
Capacity in litres	10,0 - 15,0
Height of letterbox slot in mm	35,0
Width of letter slot in mm	265,0
Depth in mm	290,0 - 440,0
Weight in kg	16

More images



SCHRÄGER, AUSZIEHBARER KASTEN



Kastengröße (BHT) in mm
300 x 110 x 290-440

Materialien
verzinktes Stahlblech,
Kasten in RAL 9007, Grau-
aluminium pulverlackiert

