


Flush-mounted letterbox GOETHE UP with newspaper compartment - Elegance 2 design - RAL of your choice | with newspaper compartment | 100mm depth

Product number 215-UP-E2-ZF-1-100



Product description

Flush-mounted letterbox GOETHE UP with newspaper compartment - Elegance 2 design - RAL of your choice

The modern GOETHE flush-mounted letterbox is ideal for sophisticated entrance areas. The linear design without a visible lock makes this letterbox look particularly elegant. The modern look with stainless steel trim perfectly matches many of the latest generation of front door models.

The dimensions of the individual box allow for a capacity of approx. 16 or 32 litres, while the large slot guarantees no crumpled mail, even with DIN C4 envelopes and magazines or after several days of absence. The innovative push-key lock is concealed inside the letterbox. The key is simply inserted into the existing opening (no turning required) and the door opens. With the arrangement of the lock, this letterbox is designed in such a way that the removal door prevents the mail from falling towards you. The water drainage edge ensures that the mail inside is optimally protected from the weather. The insertion flap is fitted with high-quality axle dampers, guaranteeing quiet closing and preventing annoying rattling caused by the weather.

The newspaper compartment is particularly convenient as the newspaper can be inserted completely. This means that the newspaper is protected from the weather and can be inserted without creasing. To remove the newspaper, the flap is simply opened upwards and the newspaper is conveniently removed.

The letterbox systems in the GOETHE collection are characterised by the consistent use of stainless steel. The result is a very long service life and sustainability. The design has been developed by our own engineers with a view to high flexibility and modularity, simple spare parts assembly and uncomplicated self-assembly. Spare parts for all GOETHE systems are available directly in our shop.

Thanks to the design, self-assembly is uncomplicated.

Protected utility model according to DPMA file number DE: 20 2021 101 679.5

- Flush-mounted letterbox made entirely of stainless steel.
- Quality production - Made in Germany by Briefkasten Manufaktur Lippe.
- Interchangeable applications made of stainless steel V2A 1.4301, 240 grit polished.
- Letterbox (BH 400x400mm) made of stainless steel 1.4016 (non-rusting magnetic stainless steel), powder-coated in RAL colour of your choice.
- Innovative push-key lock with 2 keys.
- Mail is inserted and removed from the front. Insertion flap with high-quality axle dampers for very quiet mail insertion.
- The letterbox complies with DIN/EN 13724. Insertion size (3.5 cm x 36.0 cm) for C4 across, even large letters fit in here without creasing.
- Removal door opens from top to bottom. So the mail cannot fall towards you.
- Optional name labelling approx. 10-25 mm high.
- Optional house number labelling approx. 50-80mm high.
- Newspaper compartment (BH 400x200mm) made of stainless steel 1.4016 (non-rusting magnetic stainless steel), powder-coated in RAL of your choice with stainless steel application and laser inscription "ZEITUNG" (font ARIAL, if name/house number, then the same as your chosen font).
- Newspaper compartment can be opened from bottom to top.
- Plaster cover frame made of stainless steel angle profile 25 x 58 mm, powder-coated in RAL colour.

Important information:

To achieve optimum water protection for your mail, the letterbox or letterbox system should be located under a canopy if possible.

The mail is only protected from water if it is fully inserted in the box and the flap is closed. Mail that is not fully inserted allows moisture and dirt to enter the letterbox. This system is protected against the ingress of water in accordance with DIN EN 13724. Water ingress is not a reason for complaint.

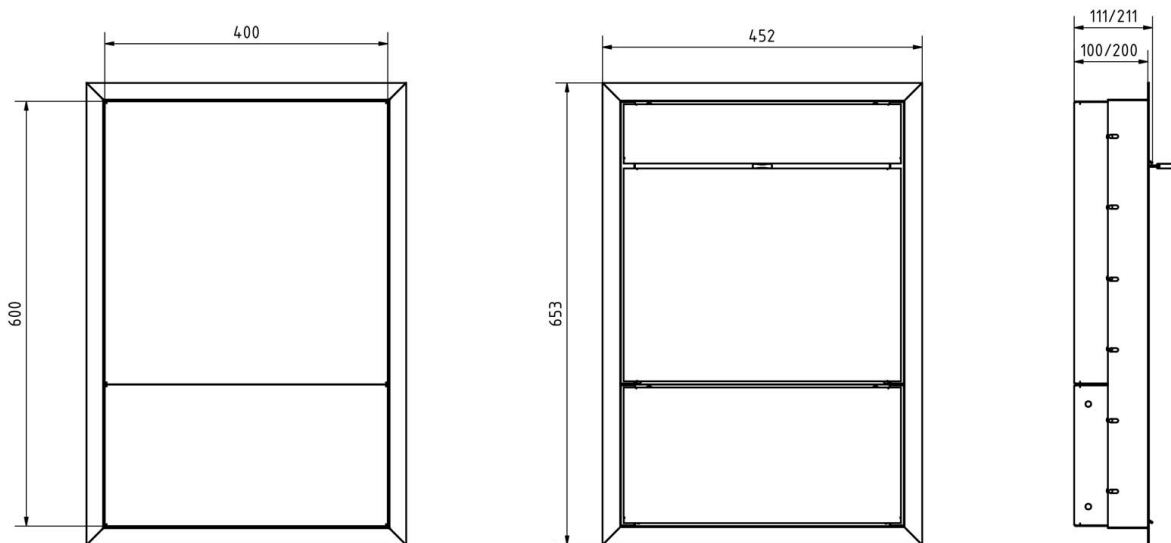
Product properties

Surface/colour	RAL 9005 deep black, RAL 3004 crimson red, DB 703 iron mica, RAL 7016 anthracite grey, RAL of your choice (according to colour table), Brushed, RAL 9007 grey aluminium, RAL 9016 traffic white
Series	GOETHE
Functions	Newspaper compartment
Material	Stainless steel V2A 1.4301, Stainless steel 1.4016 (non-rusting magnetic stainless steel)
House number	House number as laser engraving
Name labelling	Laser-engraved
Removal of mail	On the front
Number of letterboxes	with 1 letterbox
Boxes by volume	Large > 16 litres
Mounting type	Flush-mounted

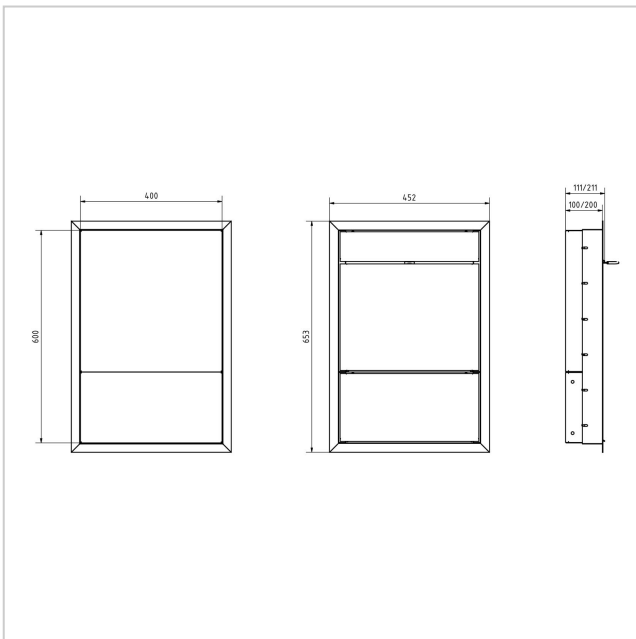
Dimensions

Height of single box in mm	BK 400.0 ZF 200.0
Width of single box in mm	400,0
Capacity in litres	BK 16.0 32.0 ZF 8.0 16.0
Height of letterbox slot in mm	35,0
Width of letter slot in mm	360,0
Height of letterbox in mm	External dimension 653.0 installation dimension 610.0
Width of letterbox system in mm	External dimension 452.0 installation dimension 410.0
Total width in mm	450,0
Depth in mm	100.0 installation dimension 103.5 200.0 installation dimension 203.5
Weight in kg	12
Delivery condition	Delivery is assembled

Drawing



More images





Push-Key-Schloss
Nur noch stecken!



