

Stainless steel wall-mounted letterbox designer model - GIRA System 106 - Video intercom - VIDEO complete set

Product number 515DW-KSVG106



Product description

Stainless steel wall-mounted throw-through letterbox designer model - GIRA System 106 - Video intercom system - VIDEO complete set

High-quality, through-the-wall letterbox from Briefkasten Manufaktur. Due to the variable shaft length between 270mm and 400mm, this letterbox can be installed in almost all types of masonry. The post is removed from the rear. The front and rear stainless steel plates made of 2mm stainless steel V2A, polished, can be invisibly attached to the wall thanks to the screw connection inside the shaft. No fixing screws are visible. Seamlessly integrated Gira System 106 in flush-mounted design. 3 GIRA system modules are included, so the letterbox can be used directly. The matching GIRA home station and the control unit to complete this letterbox are included. The modules can be replaced at any time thanks to the simple mounting system.

This is a real eye-catcher among letterboxes. Clear lines and no-frills design characterise the designer letterbox with GIRA System 106. Our products have a high quality, reliable functionality and their own identity. Made by Briefkasten Manufaktur.

- Designer stainless steel letterbox made of 2 mm stainless steel V2A, 1.4301 240 grain polished.
- Rear mail removal door 300x100mm, opens from left to right. Incl. 2 keys with key number.
- Mail slot from the front, dimensions: W 32 cm x H 6.3 cm, C4 landscape. Very large letters fit in here without creasing. Attention no removal protection!
- Dimensions front panel W 450mm x H 500mm.
- Cover plate dimensions with removal door W 450mm x H 250mm.
- Dimensions of letter chute W 380 mm x H 210-280mm.
- Variable chute length 270-400mm.
- Stainless steel nameplate, polished. Your name can be lasered onto the nameplate.
- Optionally with house number, lasered.
- Incl. GIRA home station & control unit enclosed, System 106 door station module, info module & camera module installed.

GIRA

Gira System 106 camera module - 5561 000, installed without wiring

- A high-quality camera with high light sensitivity is concealed behind the replaceable black glass pane. Thanks to a detection angle of 100°, the user is always aware of what is happening outside his front door.

Info module Gira System 106 - 5560 920, installed

- For house numbers that need to be clearly visible.

Door station module Gira System 106 - 5565 920, installed without wiring

- Compact voice module with integrated call button for communication between inside and outside.
- A high-quality microphone and a weatherproof loudspeaker ensure good communication.
- Power supply via 2-wire bus. Additional connection for ZV (e.g. necessary from 3rd camera module).
- All other System 106 modules (except voice module) are supplied with power via the door station module.

Surface-mounted home station Gira Video 7 1209xx, enclosed

- Video home station with a 17.78 cm (7") TFT colour display and convenient hands-free function for surface mounting or wall mounting with flush-mounted device box or cavity wall box. Also suitable for placement on furniture with the optional stand (see accessories). A 32 GB SD memory card is included for internal image storage. Full-surface glass front with touch functionality and tactile feedback.

Video REG control device Gira 128800, enclosed

- Control device for supplying the audio and video components of the Gira door communication bus.
- Supply of the reverse-polarity protected and short-circuit-proof 2-wire bus when using video components such as colour camera, TFT colour display.
- Up to 2 door stations with colour camera and 28 home stations with TFT colour display can be supplied via the video control device.
- A total of up to 15 colour cameras can be controlled by the video control device (5 video door stations and 10 DCS camera gateways), of which two door stations with colour camera can be supplied with power by the video control device. The other colour cameras must each be operated with their own power supply for door communication.
- Self-resetting electronic short-circuit and overload detection of the operating voltages and the bus connection.
- Buttons for system and door opener programming.
- LED status indicators for operation, overload, system programming and door opener programming.
- AC 12 V output for supplying power to a standard electric strike.
- Relay output for switching an electric strike with its own power supply.
- Door opener switching time continuously adjustable from 1 to 10 s.

Important information

Camera or intercom preparation

The intercom systems must be connected by an electrician. Please contact your trusted electrician for planning, fitting and installation.

Water protection

To achieve optimum water protection for your mail, the letterbox or letterbox system should be located under a canopy if possible.

The mail is only protected from water if it is fully inserted in the box and the flap is closed. Mail that is not fully inserted allows moisture and dirt to penetrate the letterbox. It is therefore necessary to plan sufficiently dimensioned letterboxes for the upcoming requirements. In certain extreme weather conditions, water can still enter (up to 1ccm according to DIN EN 13724). This is not a reason for complaint.

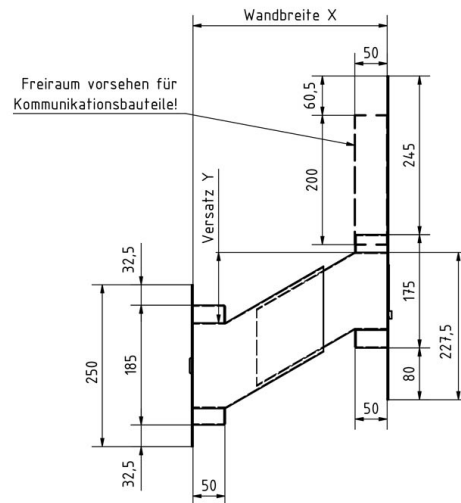
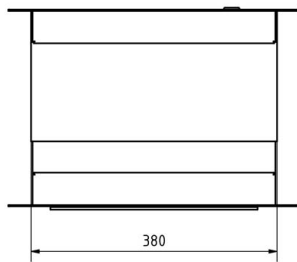
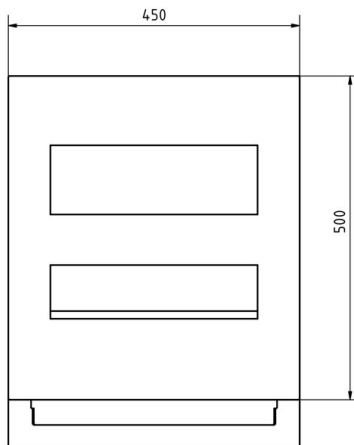
Product properties

Series	DESIGNER
Connection technology	2-wire
Number of bell push buttons	1 button
Functions	Newspaper compartment, Camera, Intercom
Functional box prepared for manufacturer	GIRA
Mounting type	Free-standing
Material	Stainless steel V2A 1.4301
House number	House number as laser engraving
Name labelling	Laser-engraved
Number of letterboxes	with 1 letterbox
Boxes by volume	Jumbo > 30 litres, Large > 16 litres
Surface/colour	Brushed
Removal of mail	On the back

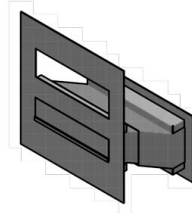
Dimensions

Capacity in litres	21,0 - 31,0
Height of letterbox slot in mm	63,0
Width of letter slot in mm	320,0
Depth in mm	270,0 - 400,0
Weight in kg	32
Delivery condition	Supplied partially disassembled

Drawing



Wandbreite X	Versatz Y
270	91,5
280	97,5
290	103
300	109
310	115
320	120,5
330	126,5
340	132
350	138
360	143,5
370	149,5
380	155
390	161
400	166,5



More images

